


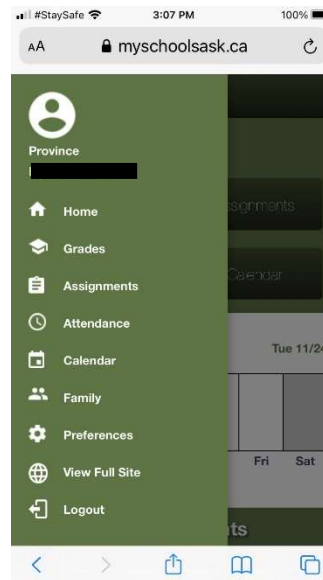


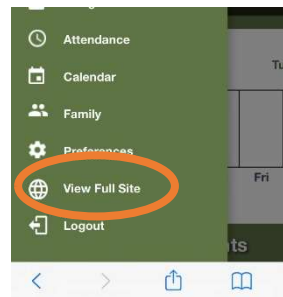
Accessing MSS on a Mobile Device

<p>1. Log on to myschoolsask.ca</p>	
<p>2. Your page will look like this</p>	
<p>3. Run your finger along the left-hand side of your screen. You may see a <u>very faint green coloured</u> box. Press on that.</p>	

4. Your screen will now look like this:



5. Click on “View Full Site”



6. It will take you to a screen that looks like this:



7. Click on “Report Card – SK” under the “Published Reports” section. A new window will pop up with your child’s report card.

